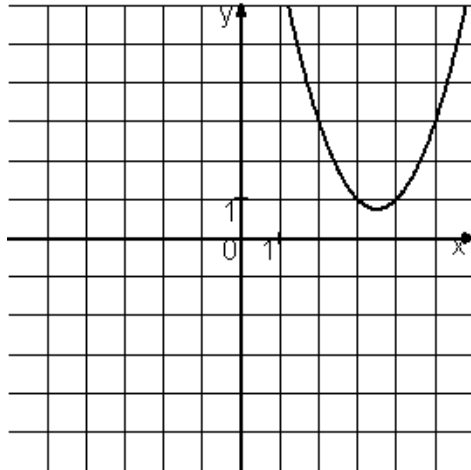
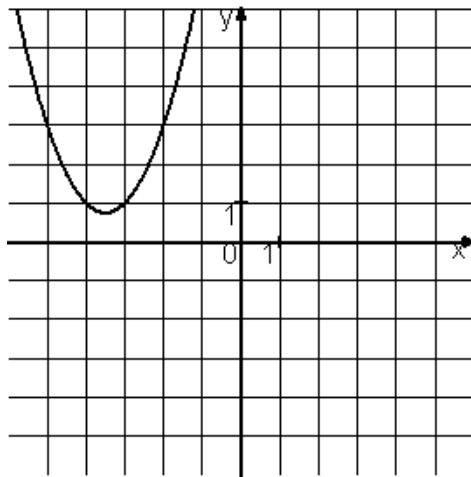
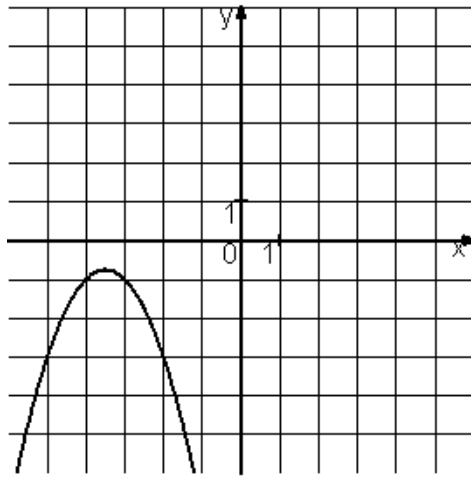
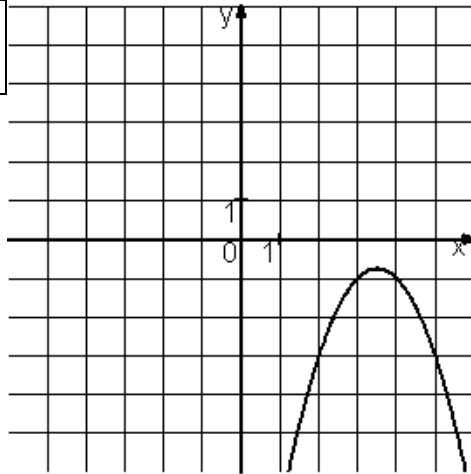


Установите соответствие между графиками функций и формулами, которые их задают.



| ФУНКЦИИ | | ГРАФИКИ | |
|---------|----------------------|---------|--|
| А) | $y = x^2 - 7x + 13$ | 1) | |
| Б) | $y = -x^2 + 7x - 13$ | 2) | |
| В) | $y = x^2 + 7x + 13$ | 3) | |
| | | 4) | |